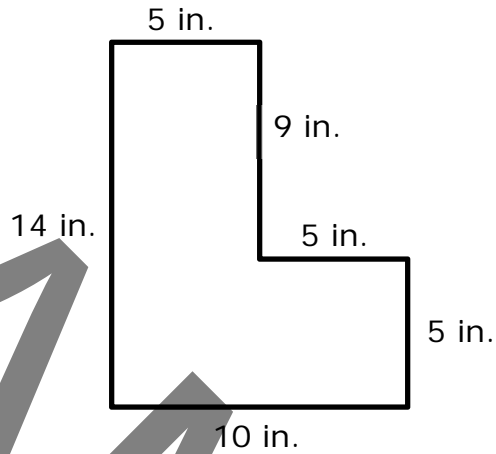




## Composing and Decomposing Area

Evaluate


- 1 What is the area of the figure below?



- A 140 square inches
- B 95 square inches
- C 50 square inches
- D 45 square inches

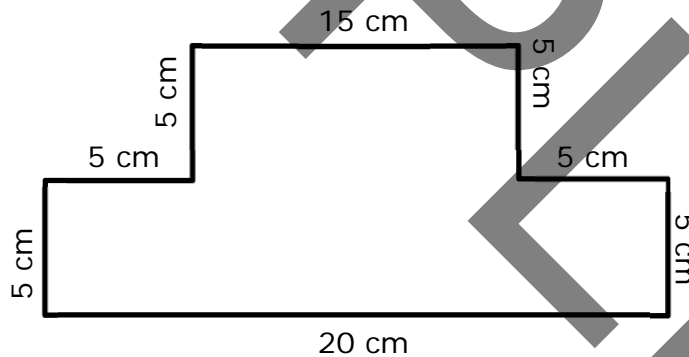


- 2 Alice created the design below using floor tiles that were each 4 inches in length by 7 inches in width.



What is the total area of Alice's design?

- A 28 square inches  
B 56 square inches  
C 84 square inches  
D 112 square inches
- 
- 3 Brianna built the plaque below using lumber from her garage.

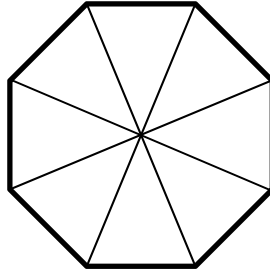


What is the area of the plaque?

- A 175 square centimeters  
B 100 square centimeters  
C 75 square centimeters  
D 65 square centimeters



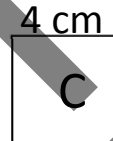
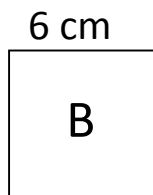
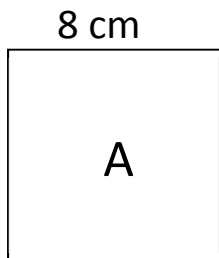
- 4 Alejandro divided the octagon below into the parts that are shown. Each part has the same area.



Which of the following unit fractions best represents the area of one part of the octagon?

- A  $\frac{1}{2}$
- B  $\frac{1}{4}$
- C  $\frac{1}{8}$
- D  $\frac{1}{16}$

- 5 Aidan has three sets of square blocks. Block A has a side length of 8 centimeters, Block B has a side length of 6 centimeters, and Block C has a side length of 4 centimeters. Aidan wants to use a combination of 3 blocks to create a figure with non-overlapping squares and no gaps between the squares.



Which of the following figures will have the greatest area?

- A 1 Block A, 1 Block B, and 1 Block C
- B 2 Block B and 1 Block C
- C 2 Block B and 1 Block A
- D 2 Block A and 1 Block B

